




# Games Played Log Folding Instructions

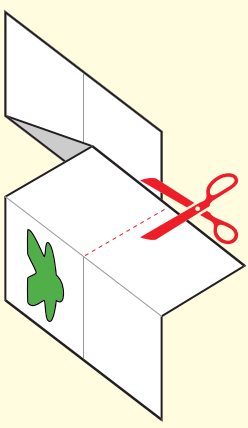
1

Print page 1 of this file.  
Fold and unfold the page along the light gray fold lines (shown here in red).  
It's helpful to fold it back and forth so the folds are nice and flexible.  
Unfold the page completely and lay it flat again.



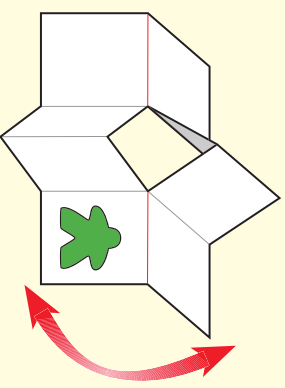
2

Push the center portion up like a little tent and then make one cut along the dashed gray lines (shown here in red).  
The single cut will be cutting through two thicknesses of paper, with the final result being a slit in the middle of the sheet.




3

Fold in half lengthwise, maintaining the tenting.  
After folding only printed surfaces will be visible.



4

Fold the booklet back on itself, so it's now only 1/8th its original size. You should be able to see the cover on one side and page 7 (the back) on the other.



5

Smash the whole thing flat, pressing down and smoothing it out.  
Enjoy!

